



Limerick Scout County



County Rally and Overnight

Patrol Leader's
Information Pack 2

30th -31st March 2019

Curraghchase Camp Field



ADVENTURES BEGIN HERE...





Limerick Scout County



Introduction

Dear Patrol Leader,

Congratulations on becoming Patrol Leader! This information pack will guide you, the rest of your patrol, and your Scouters as you prepare for the Rally and ultimately for the Shield. After the Rally, there will be a youth led chill night with activities planned by the County Youth Reps. On the Sunday, patrols will drop their site and will finish up between 12:30 and 1:00pm.

The Rally will consist of 4 parts:

- Uniform Inspection.
- Tent Pitching.
- Pioneering Project (Table Gadget and Dining shelter)
- Test Meal.

Patrols for this event should consist of a minimum of 6, maximum of 8 scouts, including a PL and APL. The Rally is a non-competitive event that aims to help improve patrols campcraft skills. Please don't hesitate to ask help or advice during the event.

All participants must be 15 years or under on Sunday 31st March 2019.

Over the next few pages, you will be shown how to prepare for the event and what to bring on the day. If you have any further questions, please feel free to ask your Section Leader.



ADVENTURES BEGIN HERE...





Limerick Scout County



Check In

Scouts should arrive at Curraghchase Camp Field before 1:00pm to check in for the event.

The Patrol Leader and the accompanying Scouter are required to check in with a completed activity consent form for each member of the patrol.

There needs to be an accompanying Scouter on site for each Patrol at all times over the weekend.

At check in, you will be allocated a site in the Camp Field where you must unload your required patrol gear before the event begins at 1:45pm.

Scouts should arrive to the event in full & correct uniform.

Uniform Inspection

The Scouting Ireland uniform consists of a neckerchief with a woggle, a scout shirt, and trousers with a belt. There is an optional lanyard, of which we would encourage an all or nothing approach to ensure continuity among the Patrol. Badges are an important element of the Scout Uniform. The following badges are required:

- Ireland Badge - All patrol members.
- Limerick Scout County Badge - All patrol members.
- Patrol Badge - All patrol members.
- Relevant Crean Award Badge (Discovery, Terra Nova, etc) - All patrol members.
- Patrol Leader Badge - 1 only.
- Assistant Patrol Leader Badge - 1 only.
- Relevant Adventure Skills Badges - All patrol members.
- Relevant Special Interest Badges - All patrol members.

Please note correct positioning of badges on the uniform

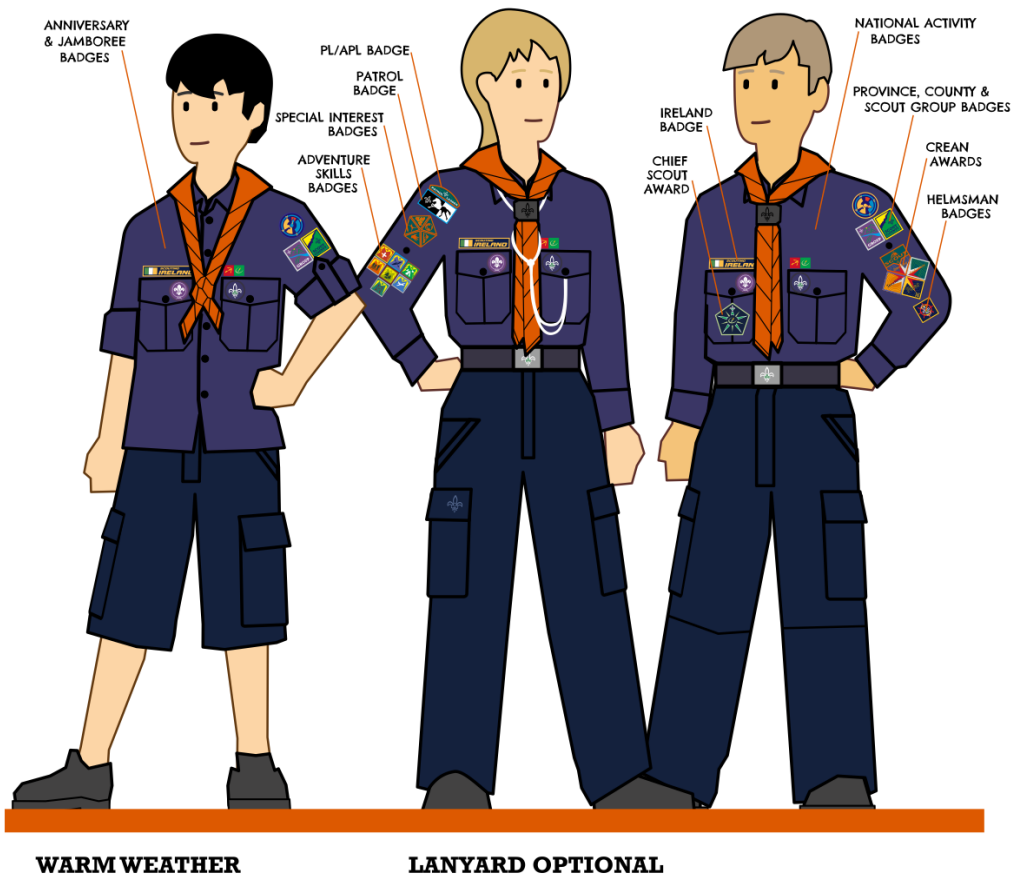


ADVENTURES BEGIN HERE...





ALL GRAPHICS © SCOUTING IRELAND



Scouts will have their uniform inspected before the site build and may change out of their uniform afterwards if they wish




Tent Pitching


General Guidelines:

- Tent poles must be straight and in line.
- All pegs must be at the correct angle of 45°.
- Walls should be taut to prevent water getting in.
- Doors must close correctly with no stretching or gaps.
- Guy lines must be used correctly.



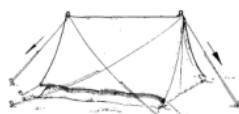

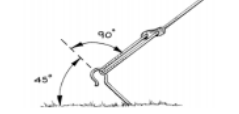


While it is not a necessity for this event, we would encourage Patrols to pitch an Icelandic style ridge tent as it will be a requirement for the Shield.




YOUTH PROGRAMME



Pitch an Icelandic Skills Card

1. As you unpack the tent note how it was folded and what bits go in which bag - this will help when packing up. 
2. Find suitable, flat ground. Check that the door of the tent does not face into the wind. Avoid pitching under trees, where possible, to avoid lasting rain water and falling branches. 
3. Lay out the groundsheet to define the tent area and also help position pegs. Fit the poles together and attach them to the tent. For most ridge tents these go inside. Always ensure the doors are fastened or they won't close when the tent is pitched. 
4. Get the help of two or three other patrol members to hold the tent upright while the main guy ropes are secured. Once secured you should not need to hold the tent and you can put in the rest of the pegs. 
5. Set the corner guy-ropes at right angles to each other. Set other guy-ropes in line with the seams in the canvas 
6. Pegs should go into the ground at a 45 degree angle and the guy-ropes should pull on them at right angles. 
7. Adjust all the guy-ropes until the material of the tent is pulled tight enough to look smooth and not sag. 
8. Fit the groundsheet.



SCOUTS



Pioneering Project

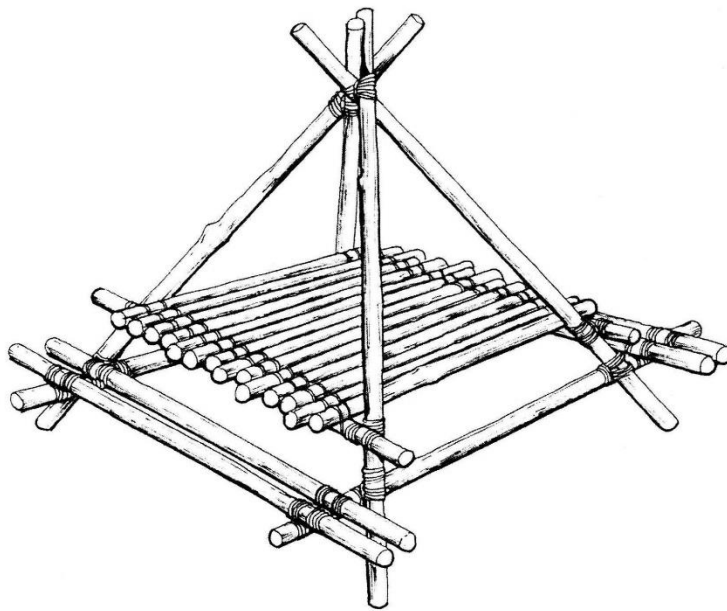
The Pioneering Project for this year's Rally will be a Table Gadget.

It is important that this rack is built correctly so it is safe enough to comfortably seat the entire patrol for dinner.

Any design of table is welcome providing it meets the following requirements:

- A table rack built using pioneering poles and ropes for a frame.
- Entire patrol can comfortably sit at table to eat a meal.
- Seating and Table height are suitable for ALL members of patrol.
- Table top is secure from falling or slipping.
- All lashings are secure and correct.

As patrols are sleeping on site and will be using the table throughout the event, we would encourage patrols to put up a dining shelter over the Table gadget.





Limerick Scout County



Test Meal

Choice of what to cook for your test meal dinner is to be decided by the patrol. Patrols can choose to cook their test meal whatever way they wish, on gas on an altar fire on camping stoves etc. While the meal will be assessed patrols should bear in mind that it is also their days dinner and should chose a meal that will feed and sustain them for the evening.

- The Test Meal must consist of TWO courses:
 - a main course and
 - either a starter OR dessert.

The meal should consist of fresh/natural produce – no pre-processed packets or jar sauces.

Vegetables and meat should not be pre-chopped or prepared.

The meal will be assessed by a group of assessors who will be required to taste the meal only – There is no need to plate an extra portion.

Patrol's will be assessed for:

- Organisation,
- Personal Hygiene,
- Raw vegetables washed and raw meat kept separate from everything else,
- Pots/cooking utensils clean before beginning and the Patrol cleaning as they go, Meal cooked thoroughly,
- Everything used is clean after the meal,
- Waste and waste water disposed of correctly.

All food must be supplied by the Patrol including dinner, evening meals and Sunday breakfast.



ADVENTURES BEGIN HERE...





Limerick Scout County



Throughout the day, markers will be around the site to assess both the standard and safety of the Patrol's work.

Remember – This event is non-competitive so ask plenty of questions if you are unsure or need help. The markers will point you in the right direction on the day as well as giving written feedback which will be emailed to your Scout Leader in the days following the event.

The evening chill out programme will be run by the Scout County Reps. There will a campfire that night and scouts are free to camp, bivvy or hammock in the forest if they wish.

There are no facilities for rubbish collection at the campsite yet so patrols will need to bring home their rubbish and follow the *Leave No Trace* principals. The less packaging and rubbish scouts bring with them the less they will need to take home.

If you or your Patrol have any questions, feel free to email at limerickscoutcounty.scouts@gmail.com.

Looking forward to meeting you all in Curraghchase!

Yours in Scouting,

Limerick Scout County Scout Team



ADVENTURES BEGIN HERE...

